








<p style="text-align: center;">Literacy</p>  <ul style="list-style-type: none"> • Stories with a historical setting • Newspapers • Stories from another culture • Persuasive writing • Topic – a range of writing opportunities <p>Parent Top Tip With your child research the different styles and structures of writing. Encourage your child to look at a range of information and fiction texts.</p>	<p style="text-align: center;">Maths</p>  <ul style="list-style-type: none"> • Area and Perimeter • Money • 2D Shape and Symmetry • Position and Direction <p>Parent Top Tip Encourage your child to manage amounts of money. Help your child to add up items on a shopping list and work out the change they expect to receive.</p>	<p style="text-align: center;">Religious Education</p>  <ul style="list-style-type: none"> • Pentecost – Serving: New Life • Reconciliation – Inter-relating • Universal Church – World • Judaism <p>Parent Top Tip Discuss with your child how to achieve goals. Explain: resilience, courage and second chances. Talk about how to build bridges after a conflict, and teach them the importance of showing they are sorry for wrong actions or words.</p>		
<p style="text-align: center;">Science</p> <ul style="list-style-type: none"> • States of matter • Living things and their habitats • Animals including humans <p>Parent Top Tip Investigate examples of solids, liquids and gases. Also, encourage your child to research different habitats and what animals need to stay alive and healthy.</p>	<p style="text-align: center;">What a Wonderful World!</p>  <p style="text-align: center;"><i>Year 4 – Summer 2019</i> One Body, Many Parts 1 Corinthians 12</p>		<p style="text-align: center;">Geography</p> <ul style="list-style-type: none"> • European Countries • Collect and record data e.g. temperature • The water cycle • Conservation and recycling <p>Parent Top Tip Discuss the water cycle. Help your child research some of the topics listed above and make a research booklet about what you learn together. Talk about recycling and what you do at home to help save the world.</p>	
<p style="text-align: center;">Art/Design Technology</p> <ul style="list-style-type: none"> • Designing and making animal habitats • Printing onto fabric <p>Parent Top Tip Discuss different habitats and their features and experiment with different materials to create these.</p>	<p style="text-align: center;">Music</p> <ul style="list-style-type: none"> • Singing  <p>Parent Top Tip Practise singing Pentecost songs before the Pentecost Picnic. Ask your child to teach you the songs we transition with in maths.</p>	<p style="text-align: center;">Personal, Social, Health and Citizenship Education (P5HCE)</p> <ul style="list-style-type: none"> • Alcohol, smoking and drugs • Transition and change  <p>Parent Top Tip Talk to your child about drugs, and explain that they are taken when we feel sick. Discuss the people it is safe to take medicine from e.g. doctors, school nurse etc.</p>	<p style="text-align: center;">Physical Education</p> <ul style="list-style-type: none"> • Athletics • Swimming • Tennis  <p>Parent Top Tip Take your child swimming at the local leisure centre. Visit the Allen Park and make use of the tennis courts.</p>	<p style="text-align: center;">Information Communication Technology (ICT)</p> <ul style="list-style-type: none"> • Giving instructions • Verifying information online <p>Parent Top Tip Help your child explore computer software and practise typing skills. Also help them save and retrieve files. Use the internet to research the topics listed in this newsletter.</p>